



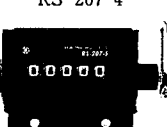
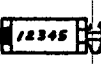
















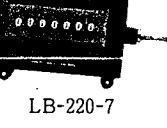







FOR COUNTERS (MECHANICAL, ELECTROMAGNETIC ELECTRONIC) & SENSORS
List of Models

■ Mechanical Counters (Totalizer)

Appearance	Model No.	Type	Size	Inset shaft position, direction of rotation	Digit	Re-set	Height of shaft	Diameter of shaft	Mounting W.xL.x hole dia.	Max. counting speed	Control output
							mm	mm	mm	counts/min.	
	RS-204-4	stroke type	small		4	standard manual (knob)	21	φ 4	31×21×φ3.1	500cpm	
	RS-204-5										
	RS-207-3										
	RS-207-4										
	RS-207-5										
	RS-207-6										
	RS-207-5(2) (RS-5(2))										
	RSL-207-5 (RS-5(3))										
	RS-207-4										
	RS-40										
	RS-207-4	lever turns and back at an angle of 45° add one count	small		5	standard manual (knob)	19	φ 4	37×30×φ4	600cpm	
	RS-207-5(2) (RS-5(2))										
	RSL-207-5 (RS-5(3))										
	RS-40										
	RS-50										
	RS-303-4										
	RS-303-5										
	RS-303-6										
	RS-906										
	RS-907										
	RS-207-5	lever turns and back at an angle of 45° add one count	medium		4	standard manual (knob)	22	φ5.5	24×77×φ4	500cpm	
	RS-303-4										
	RS-303-5										
	RS-303-6										
	RS-906										
	RS-907										
	RS-606-4										
	RS-606-5										
	RS-606-4(2)										
	RS-606-5(2)										
	RS-50	lever turns and back at an angle of 45° add one count	large (box-shape)		4	standard manual (knob)	38	φ9	97×122×φ5	200cpm	
	RS-209-3										
	RS-209-4										
	RS-209-5										
	RS-209-6										
	RS-209-7										
	LB-204-4										
	LB-204-5										
	LB-207-3										
	LB-207-4										
	RS-303-6	revolution type	small		4	standard manual (knob)	19	φ4	37×30×φ4	3.500cpm	
	LB-204-4										
	LB-204-5										
	LB-207-3										
	LB-207-4										
	LB-207-5										
	LB-207-6										
	LB-207-5(2) (LB-5(2))										
	LBL-207-5 (LB-5(3))										
	LBL-207-5(2) (LB-5(4))										
	RS-606-5	add one count per shaft revolution: reverse revolution is for subtraction	medium		4	standard manual (knob)	22	φ5.5	24×77×φ4	3.000cpm	
	LB-219-4										
	LB-219-5										
	LB-219-4(2)										
	LB-219-5(2)										
	LB-906										
	LB-907										
	LB-606-4										
	LB-606-5										
	LB-606-4(2)										
	RS-907	add one count per shaft revolution: reverse revolution is for subtraction	medium		4	standard manual (knob)	25	φ5.5	24×77×φ4	3.000cpm	
	LB-219-4										
	LB-219-5										
	LB-219-4(2)										
	LB-219-5(2)										
	LB-906										
	LB-907										
	LB-606-4										
	LB-606-5										
	LB-606-4(2)										
	LBL-207-5	add one count per shaft revolution: reverse revolution is for subtraction	large (box-shape)		4	standard manual (knob)	38	φ9	97×122×φ5	800cpm	
	LB-220-3										
	LB-220-4										
	LB-220-5										
	LB-220-6										
	LB-220-7										
	RL-204-4										
	RL-204-5										
	RL-207-3										
	RL-207-4										
	LB-207-6	revolution type	small		4	standard manual (knob)	19	φ4	37×30×φ4	2.500cpm	
	LB-220-3										
	LB-220-4										
	LB-220-5										
	LB-220-6										
	LB-220-7										
	RL-204-4										
	RL-204-5										
	RL-207-3										
	RL-207-4										
	LB-606-5(2)	add ten count per shaft revolution: reverse revolution is for subtraction	medium		4	standard manual (knob)	23	φ6	62×52×φ4.3	3.500cpm	
	LB-220-3										
	LB-220-4										
	LB-220-5										
	LB-220-6										
	LB-220-7										
	RL-204-4										
	RL-204-5										
	RL-207-3										
	RL-207-4										
	LB-220-7	add ten count per shaft revolution: reverse revolution is for subtraction	large (box-shape)		4	standard manual (knob)	38	φ9	97×122×φ5	2.500cpm	
	RL-204-4										
	RL-204-5										
	RL-207-3										
	RL-207-4										
	RL-207-5										
	RL-207-6										
	RL 40										
	RL-50										
	RL-219-4										
	RL-219-5	add ten count per shaft revolution: reverse revolution is for subtraction	medium		4	standard manual (knob)	22	φ5.5	24×77×φ4	2.000cpm	
	RL-219-5										
	RL-906										
	RL-907										
	RL-606-4										
	RL-606-5										
	RL-204-4										
	RL-204-5										
	RL-207-3										
	RL-207-4										
	RL-606-5(2)	add ten count per shaft revolution: reverse revolution is for subtraction	medium		4	standard manual (knob)	25	φ5.5	48×48×φ5	2.000cpm	
	RL-219-5										
	RL-906										
	RL-907										
	RL-606-4										
	RL-606-5										
	RL-204-4										
	RL-204-5										
	RL-207-3										
	RL-207-4										
	LB-220-7	add ten count per shaft revolution: reverse revolution is for subtraction	large (box-shape)		4	standard manual (knob)	38	φ9	97×122×φ5	800cpm	
	RL-219-5										
	RL-906										
	RL-907										
	RL-606-4										
	RL-606-5										
	RL-204-4										
	RL-204-5										
	RL-207-3										
	RL-207-4										